



# Advance Guard® Brand Borate Pressure Treated Wood Product Information Guide

## Product Description

### Advance Guard® Brand Borate Pressure Treated Wood Products are:

- Manufactured by licensed, independently owned and operated treating plants that produce products to Advance Guard product standards.
- Pressure treated with an EPA registered borate wood preservative for protection against termites, carpenter ants, and fungal decay.
- For use in above ground weather protected structural framing in residential and commercial projects, such as residential dwellings, industrial buildings, mobile or modular home construction, or any application requiring wood protected against termites, carpenter ants, and fungal decay, including dry rot.

## Basic Uses

- Advance Guard Borate Pressure Treated Lumber can be used for sillplate, furring strips, joists, studs, roof trusses, blocking, rafters, beams, and other framing applications.
- Advance Guard Borate Pressure Treated Lumber can also be used for fascia, trim, and miscellaneous wood applications, when properly protected from the weather (refer to limitations).
- Advance Guard Borate Pressure Treated Plywood can be used for wall sheathing, roof sheathing, and subfloors, where not exposed to wetting conditions.
- Advance Guard Pressure Treated Wood is accepted by the IBC and IRC under AWPA-C31 and ICC - ES Legacy Report NER 648. It may be used for above ground sill plate and other interior, above ground applications as required by the IBC and IRC.



## Materials

- Advance Guard Borate Pressure Treated Wood is treated with disodium octaborate tetrahydrate (DOT). This preservative is registered with the EPA and meets the requirements of American-Wood Preservers' Association Standard P5.
- All products shall be pressure treated in conformance with the Advance Guard Treating Manual.

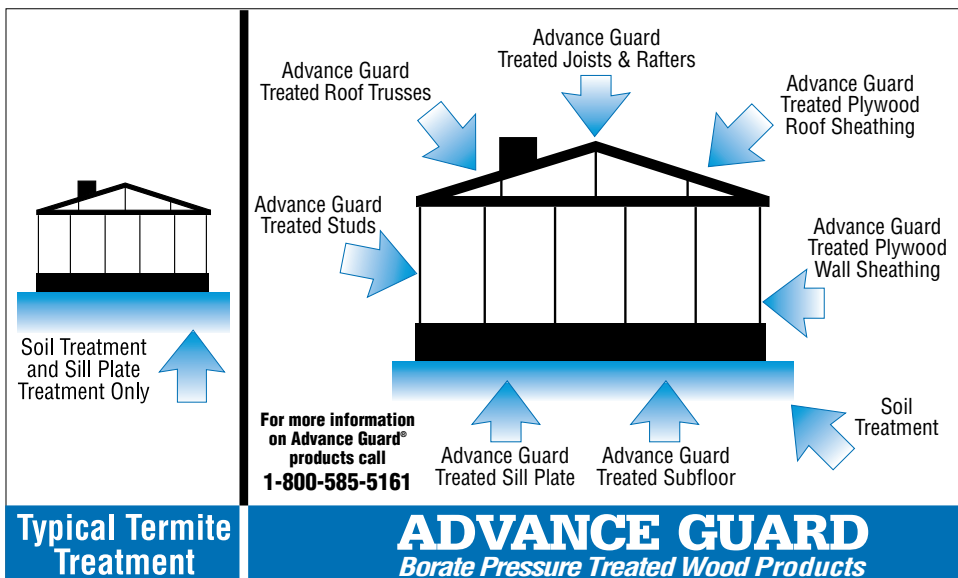
- Approved lumber species are Southern Yellow Pine, Douglas Fir, Hem-Fir, and Spruce-Pine-Fir (SPF).
- Approved plywood species are Southern Yellow Pine and Douglas Fir.

## Workability

- As with untreated wood, Advance Guard Borate Pressure Treated Wood may be sawn, drilled, or routed with standard woodworking equipment.
- Product may be placed in contact with aluminum.
- Fasteners used with Advance Guard Borate Pressure Treated Wood Products should be compliant with building code recommendations. Check with local building authorities and building codes regarding acceptability of fasteners and fastening requirements.

## Limitations

- Advance Guard Borate Pressure Treated Wood is intended to be used for framing and applications where the wood is not in direct contact with the ground and is continuously protected from liquid water. Normal exposure to weather during ordinary installation will not adversely affect the performance of the product.
- When products are used in weather protected exterior applications (such as fascia board), it is recommended that the product be continuously protected from direct wetting with a minimum of one coat oil-based primer and two coats oil-based finish paint/sealer. Always check the label of the finishing product and follow the manufacturer's instructions. During construction, if the wood should become wet it should be allowed to dry before finishing. Apply finishing product to a small exposed test area of your project before finishing the entire project to insure you obtain the intended result.
- Advance Guard Borate Pressure Treated Wood Products should not be used for decks or other outdoor structures exposed to weathering.
- When properly used, Advance Guard Borate Pressure Treated Wood Products should provide long-term service. Failure to observe the recommendations in this product information guide could result in failure of the Products.
- Products intended to carry the Advance Guard Lifetime Residential Limited Warranty must be treated to the appropriate retention as required in the warranty zone map (see back). Please see the Advance Guard Residential Limited Lifetime Warranty for details.



(Continued on back)

(Continued from front)

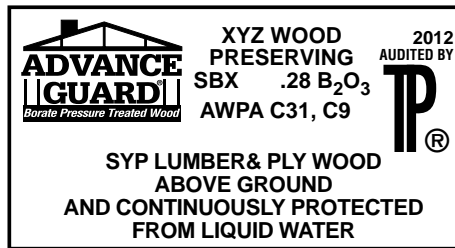
## Technical Information

- All products shall meet the requirements of the Advance Guard Treating Manual as set forth and administered by Osmose, Inc.
- All products bear a permanent ink stamp or end tag carrying the Advance Guard trademark, a quality mark of an approved third party inspection agency, and the name of the treating company that produced the treated products. It also bears the symbol "SBX" (Sodium Borate), the retention level, the appropriate treating standard, wood species, date of treatment, and the words "ABOVE GROUND AND CONTINUOUSLY PROTECTED FROM LIQUID WATER".
- Use appropriate untreated lumber and plywood span tables for Advance Guard Borate Pressure Treated Wood for each of the respective species.
- Building Codes may require a 19% moisture content for lumber and an 18% moisture content for plywood at time of installation.
- For further technical information and Material Safety Data Sheets, contact Osmose, Inc. as listed under Warranty and Technical Support.

## Installation

### Job Site Storage and Handling

- As with untreated wood, it is necessary to keep Advance Guard Borate Pressure Treated Wood products dry by covering the material or storing the materials under shelter and elevating the material above the ground to allow for air circulation.
- Sheathing should be covered as soon as practical after installation. If wetted during initial construction, allow materials to properly dry before permanently enclosing with felt, wallboard, etc.



## Installation

- Field treatment of all end cuts and borings, including plumbing and electrical holes is required on all lumber and timbers over 2" in thickness. Field treatment shall be either a 2% solution (copper metal basis) of Copper Naphthenate or a 10% solution of DOT, or another end coat preservative approved by Osmose, Inc.
- Use industry accepted good construction practices for the construction of all wood member assemblies.
- Construction shall meet or exceed state and local building codes and standards.
- Comply with local, state, and federal safety regulations when installing framing and sheathing.

## Availability

- Advance Guard Borate Pressure Treated Wood is available from and produced by independently owned and operated wood preserving facilities licensed by Osmose, Inc., and is generally distributed through retail lumber dealers.

## Warranty and Technical Support

- Advance Guard Lifetime Residential Limited Warranty against structural damage due to termites, carpenter ants, or fungal decay. For wood treated to a minimum retention per the warranty zone map\*.

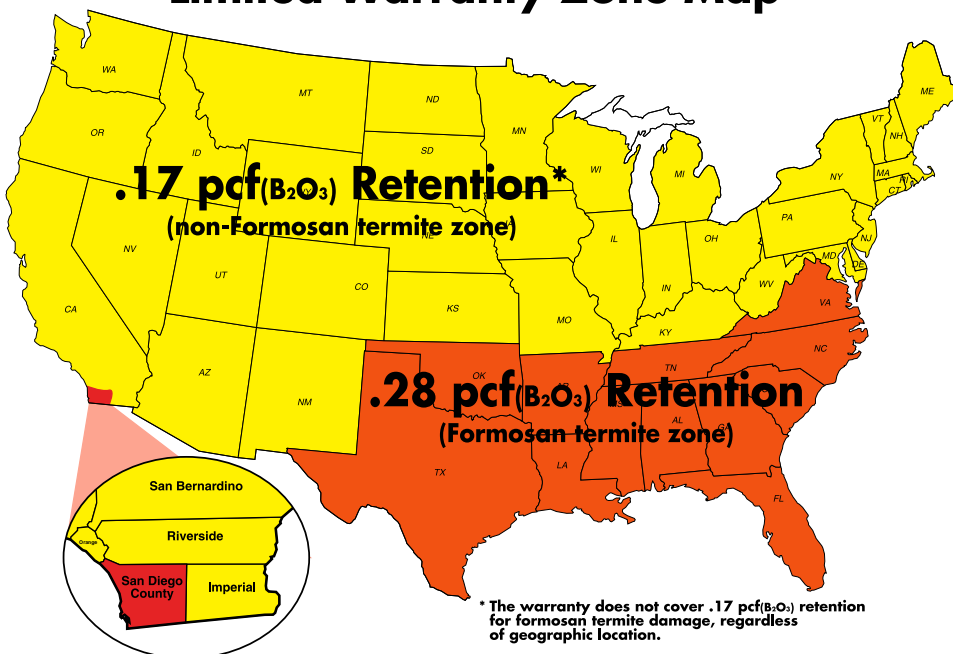
- For a copy of the warranty or for additional technical information, call Osmose, Inc. at 800-585-5161 or visit [www.osmosewood.com](http://www.osmosewood.com).

THE ONLY WARRANTIES MADE BY OSMOSE, INC. ARE SET FORTH IN THE "ADVANCE GUARD LIFETIME RESIDENTIAL LIMITED WARRANTY" AGREEMENT. OSMOSE, INC. MAKE NO OTHER WARRANTIES, EXPRESS OR IMPLIED, OF MERCHANTABILITY, FITNESS FOR A PARTICULAR PURPOSE OR OTHERWISE.

## Important Information

- Job site storage – intended for interior use only – store off the ground & cover to protect from water and allow for ventilation
- During construction if the wood should become wet it should be allowed to dry before being covered or enclosed
- Do not burn preserved wood
- Wear a dust mask and goggles when cutting or sanding wood
- Wear gloves when working with wood
- Do not use preserved wood as mulch
- Some preservative may migrate from the treated wood into soil/water or may dislodge from the treated wood surface upon contact with skin. Wash exposed skin areas thoroughly
- Use fasteners and other hardware which are in compliance with building codes for the intended use
- Disposal Recommendations: Preserved wood may be disposed of in landfills or burned in commercial or industrial incinerators or boilers in accordance with federal, state and local regulations
- When products are used in weather protected exterior applications (such as fascia board), it is recommended that the product be continuously protected from direct wetting with a minimum of one coat oil-based primer and two coats oil-based finish paint/sealer. Always check the label of the finishing product and follow the manufacturer's instructions. During construction, if the wood should become wet it should be allowed to dry before finishing. Apply finishing product to a small exposed test area of your project before finishing the entire project.
- Projects should be designed and installed in accordance with federal, state and local building codes and ordinances governing the construction in your area, and in accordance with the National Design Specifications (NDS) and the Wood Handbook.
- Mold growth can and does occur on the surface of many products, including untreated and treated wood, during prolonged surface exposure to excessive moisture conditions. To remove mold from the treated wood surface, wood should be allowed to dry. Typically, mild soap and water can be used to remove remaining surface mold. For more information visit [www.epa.gov](http://www.epa.gov).

## \* Advance Guard Lifetime Residential Limited Warranty Zone Map



\* The warranty does not cover .17 pcf(B<sub>2</sub>O<sub>3</sub>) retention for formosan termite damage, regardless of geographic location.

For more information visit [www.osmosewood.com](http://www.osmosewood.com)