

elitecollection™



**ECO FRIENDLY.
LONGER LASTING.**

Build with confidence, knowing that you are using an environmentally conscious alternative to traditional wood decking that helps maintain a healthy eco-system for future generations. Sylvania Decking enhances not just your backyard, but our communal backyard as well.


*Elite Collection
in Harvest Brown*

INSPIRED BY NATURE The Sylvania Elite Collection draws from nature to capture the essence and aesthetics of real hardwood timber. Deep embossed wood graining creates a visual and textural difference you can see and feel. The richness and beauty of Elite's natural wood look brings warmth and character to any design.

ARTFULLY ENGINEERED Our four-sided encapsulation provides 360° protection to the entire deck board for exceptional durability, long-lasting color, stain and fade protection, and excellent insect resistance.

REVERSIBLE BOARDS Subtle shade and texture variations mimic the details of natural wood grain on both sides of the boards, for a look that is stylish, warm and instantly inviting from any angle. Elite deck boards look as good from below as they do from above — a noticeable benefit for elevated designs or second story decks.

- » 360° shield for unparalleled performance & weather resistance
- » Low-maintenance — never needs painting or staining
- » Dual sided boards with two colors in natural, multi-tonal hues
- » Authentic look and feel of wood grain on both sides
- » 90% recycled content, environmentally sustainable
- » Brushed finish for reduced sheen and enhanced traction
- » Available in 8 colors spread across 4 boards



Aspen Grey

Cherrywood

Chocolate

Harvest Brown

Lake Grey

Merlot

Mesa Brown

Tropical Gold



*Elite Collection
in Harvest Brown
Grooved Edge Board*



*Elite Collection
in Tropical Gold
Grooved Edge Board*

THE SYLVANIX ADVANTAGE


Enjoy all the beauty of natural wood with the enhanced benefits and superior performance that Sylvanix composite decking has over traditional wood:

- Low Maintenance
- No Painting, Sanding, or Staining
- No Splinters, Cracks, or Warping















elitecollection™

Deep embossed wood graining with visual and textural differences you can both see and feel. Dual-colored, reversible boards are available in eight woodtoned colors.



Elite Collection in Chocolate / Mesa Brown

DECKING BOARD, RISER, AND FASCIA PROFILES AND DIMENSIONS

elitecollection™					
Grooved			Square Edge		
12' 5.24" X 0.94"	16' 5.24" X 0.94"	20' 5.24" X 0.94"	20' 5.24" X 0.94"	12' Riser 7.24" X 0.71"	12' Fascia 11.25" X 0.71"
Aspen Grey  Lake Grey 	 	 	 	 	 
Mesa Brown  Chocolate 	 	 	 	 	 
Cherrywood  Merlot 	 	 	 	 	 
Tropical Gold  Harvest Brown 	 	 	 	 	 

Elite Collection square edge boards are not dual colored and have a different texture on the bottom side. Riser and fascia boards are packaged 48 per pallet. Elite grooved boards and 20' square edge boards are packaged 56 per pallet.