



PRODUCT CATALOG



RATED #1 IN QUALITY FOR A REASON

The difference is clear. We provide higher grades. Plus, within each grade, you're assured only the highest standard of selectivity.

In the 2024 Webb Analytics brand satisfaction survey, independent lumberyards rated Culpeper highest in product quality.



DOWNLOAD THE ENTIRE BRAND SATISFACTION SURVEY
[CULPEPERWOOD.COM/RATED1](https://culpeperwood.com/rated1)



CONTENTS

5/4 Decking	4
2x6 Decking	5
Prodigy	6
KDAT	7
Plus	8
Deck Accessories	9
Dimensional Lumber	10
Timbers	11
Heavy Timbers	12
Plywood	13
Fencing	14
Columns	16
Palmetto Primed	17
Porch Flooring / T&G / Custom Milling	18
Marine & Industrial Division	20
Treatments	22
Continuing Education	23
Plant Locations	24
Notes	26



5/4 DECKING



KNOW YOUR LUMBER GRADES

Learn more about grades of lumber and choose the best fit for your next project.

[CULPEPERWOOD.COM/LUMBER-GRADES](https://culpeperwood.com/lumber-grades)



2x6 DECKING



5/4 CLEAR

GRADE: CLEAR

Available in: 5/4x6 (8'-20')
Wane: None | Strength: Best
Knots: None | Appearance: Best



5/4 SELECT

GRADE: ABOVE PREMIUM

Available in: 5/4x6 (8'-20')
Wane: Minimal | Strength: Great
Knots: Minimal | Appearance: Great



5/4 PREMIUM

GRADE: PREMIUM


Available in: 5/4x4 (8'-20') | 5/4x6 (8'-20')
Wane: Minimal | Strength: Good
Knots: Minimal | Appearance: Great



5/4 GOLD

GRADE: ABOVE STANDARD

Available in: 5/4x6 (8'-20')
Wane: Minimal | Strength: Average
Knots: Yes | Appearance: Great



5/4 STANDARD

GRADE: STANDARD

Available in: 5/4x6 (8'-20')
Wane: Minimal | Strength: Average
Knots: Yes | Appearance: Average



CLEAR

GRADE: CLEAR

Available in: 2x4 (12', 16') | 2x6 (12', 16', 20')
Wane: None | Strength: Great
Knots: None | Appearance: Best



PREMIER

GRADE: DSS #1PRIME

Available in: 2x4 (8'-16') | 2x6 (8'-16')
Wane: None | Strength: Great
Knots: Minimal | Appearance: Great



SELECT

GRADE: #1PRIME

Available in: 2x4 - 2x12 (8' - 16')
Wane: None | Strength: Great
Knots: Minimal | Appearance: Great



PLATINUM

GRADE: DSS

Available in: 2x4 (8' - 20') | 2x6 (8' - 20')
Wane: Minimal | Strength: Good
Knots: Minimal | Appearance: Great



NO. 1

GRADE: #1

Available in: 2x4 (8' - 20') | 2x6 (8' - 20')
Wane: Minimal | Strength: Good
Knots: Minimal | Appearance: Good






PRODIGY

NO PRIMER NEEDED

THE ULTIMATE DECK BOARD

To make Culpeper Prodigy, we use Culpeper Clear and add relief cuts that run the entire length of the underside of the board. This unique profile reduces cupping, warping, and splitting, making Prodigy Culpeper's Ultimate Deck Board. If you want real wood at a fraction of the cost of composite decking, choose Culpeper Prodigy.



PRESSURE TREATED

Resistant to rot, insects, and harsh weather, making it ideal for outdoor and structural projects.



CLEAR GRADE LUMBER

The highest available grade of lumber with minimal knots and wane and is denser in nature.



1/4" RADIUS EDGE

Rounded edges are less prone to chipping, cracking, or splitting, which extends the lifespan of the board.



RELIEF CUTS

Allows the board to expand and contract more evenly as it responds to changes in moisture and temperature.



KDAT

STRONGER, STIFFER, AND

MORE DIMENSIONALLY STABLE

Upgrade to Culpeper KDAT to enjoy the timeless appeal of natural wood with the unmatched benefits of the kiln dried after treatment process.

During treatment, the wood is completely soaked through in the treatment solution. It is then placed in a large oven (or kiln), to remove the excess moisture and allow the wood to return to its original moisture content. This makes for stronger, stiffer, and more dimensionally stable wood.



FEATURES AND BENEFITS

- Ready to paint, stain, or seal immediately
- Dried to original moisture content
- Increased strength and stiffness
- Lighter weight than freshly treated lumber
- Easier to cut, install, and handle
- Minimizes the natural tendency to shrink, cup, and warp

APPLICATIONS

- Decks
- Trims and window casings
- And more



WHY CHOOSE KDAT

[CULPEPERWOOD.COM/KDAT](https://culpeperwood.com/kdat)



LEARN MORE ABOUT CULPEPER PRODIGY

[CULPEPERWOOD.COM/PRODIGY](https://culpeperwood.com/prodigy)



SMOOTH AND REFINED UPGRADE YOUR DECK WITH CULPEPER PLUS

Culpeper Plus deck boards are run through a state-of-the-art moulder to add a 1/4" radius edge on all four corners of the board for a smoother underfoot feel. At the same time, the moulder sands the surface of the board to an extra smooth finish for an enhanced level of refinement and comfort.



EXTRA SMOOTH SURFACE




1/4" RADIUS EDGE



PRESSURE TREATED



LEARN MORE ABOUT CULPEPER PLUS
[CULPEPERWOOD.COM/PLUS](https://culpeperwood.com/plus)




BEYOND THE BASICS FINISHING TOUCHES THAT MATTER

From decorative handrail to lattice panels, Culpeper has the accessories you need to add the perfect finish to your deck, porch, or any other outdoor project. Unless otherwise noted, all accessories are made of top quality #1 Grade Southern Yellow Pine.



ACCESSORIES


- Step Stringers
- Lattice
- Lattice Strips
- Mailbox Posts
- Post Caps
- Balusters
- Handrails
- Turned Spindles
- Roof Cants
- Grade Stakes
- Posts




BALUSTERS



SPINDLES



TREATED MAIN
ORNAMENTAL
POST CAPS



LATTICE



STEP
STRINGERS



HANDRAIL



SEE THE FULL LIST OF ACCESSORIES
[CULPEPERWOOD.COM/DECK-ACCESSORIES](https://culpeperwood.com/deck-accessories)



DIMENSIONAL LUMBER

PRECISION MILLED
FOR STRENGTH YOU
CAN BUILD ON

When you build with Culpeper dimensional pressure treated lumber, you can be confident that you are using the highest quality products available on the market, backed by one of the largest producers in the industry.



DIMENSIONAL	
#2	2x4-2x12
#2 PRIME	2x4-2x12
#1	2x4-2x12
#1 PRIME/SELECT	2x4-2x12

BOARDS	
#2	1x4-1x8
#2 PRIME / APG	1x4-1x8
D-GRADE	1x4-1x8
C-GRADE	1x4-1x2



LEARN MORE ABOUT DIMENSIONAL LUMBER
[CULPEPERWOOD.COM/DIMENSIONAL-LUMBER](https://culpeperwood.com/dimensional-lumber)



TIMBERS

BUILT STRONG FOR
PROJECTS THAT DEMAND MORE

Culpeper timbers are built for durability, reliability, and performance. From framing to landscaping, our high-quality treated timbers provide the strength and resilience needed for any project. Big, bold, and built to last.

TIMBERS	
#2	4x4-8x8
#1	4x4-6x6
#1 RADIUS EDGE	4x4-6x6



4X4 RADIUS EDGE

6X6 RADIUS EDGE



SCAN HERE FOR GRADE DESCRIPTIONS
[CULPEPERWOOD.COM/LUMBER-GRADES](https://culpeperwood.com/lumber-grades)



HEAVY TIMBERS

STRUCTURAL INTEGRITY FOR YOUR BOLDEST BUILDS

Whatever your project, Culpeper stocks timber that meets your needs. Ensure that your project starts with a strong foundation and trust the structural integrity of your project to Culpeper heavy timbers.

At Culpeper, we keep more than 100 different sizes of our Southern Yellow Pine heavy timbers in stock and ready for immediate shipment, including landscape timbers and 8x8 rough timbers.

MCA treatment retentions are available in:
MCA .06, MCA .15, MCA .23

CCA treatment retentions are available in:
CCA .60, CCA .80, CCA 1.0, CCA 1.5, CCA 2.5

SIZE	PCS	8'	10'	12'	14'	16'	20'	24'	30'
3x4	64	✓	✓	✓	✓	✓			
3x6	64	✓	✓	✓	✓	✓	✓		
3x8	48	✓	✓	✓	✓	✓	✓	✓	
3x10	40	✓	✓	✓	✓	✓	✓	✓	
3x12	32	✓	✓	✓	✓	✓	✓	✓	
4x8	42	✓	✓	✓	✓	✓	✓	✓	
4x10	35	✓	✓	✓	✓	✓	✓	✓	
4x12	28	✓	✓	✓	✓	✓	✓	✓	
5x5	50	✓	✓	✓					
6x8	24	✓	✓	✓	✓	✓	✓	✓	
6x10	20	✓	✓	✓	✓	✓	✓	✓	
6x12	16	✓	✓	✓	✓	✓	✓	✓	
8x8	18	✓	✓	✓	✓	✓	✓	✓	
8x8 ROUGH	18	✓	✓	✓	✓	✓	✓	✓	✓
10x10	12	✓	✓	✓	✓	✓	✓	✓	
12x12	8	✓	✓	✓	✓	✓	✓	✓	



LANDSCAPE TIMBER

Used for lawn edging, retaining walls, and garden beds.



LEARN MORE ABOUT CULPEPER HEAVY TIMBERS
[CULPEPERWOOD.COM/HEAVY-TIMBERS](https://culpeperwood.com/heavy-timbers)



PLYWOOD

VERSATILE APPLICATIONS CULPEPER PLYWOOD

Culpeper plywood is available in a variety of grades, thicknesses, and treatments, and is suitable for a variety of uses, including:

- Sub flooring
 - Wall sheathing
 - Single layer flooring
 - Roof sheathing
- Siding
 - Concrete forming
 - Pallets
 - Industrial containers



PLYWOOD	
1/2"	CDX, UL, BCX (4'x8' SHEET)
3/4"	CDX, UL, BCX (4'x8' SHEET)
5/8"	CDX, UL, BCX (4'x8' SHEET)

T1-11 SIDING

A more decorative siding option, T1-11 features evenly spaced channels across the length of the board and is an excellent choice for applications including barns, sheds, and other rural buildings.



T1-11 4" ON CENTER



T1-11 8" ON CENTER

T1-11 SIDING	
SHEET SIZE	4x8'
THICKNESS	19/32"
GROOVE OC	4" OR 8"



FENCING

EXPLORE MORE OPTIONS

Discover Culpeper's wide range of fence panels and boards, offering durable, high-quality options to enhance privacy, security, and style for any outdoor space.

[CULPEPERWOOD.COM/FENCING](https://culpeperwood.com/fencing)

FENCE PANELS



6'x8' PRIVACY



6'x8' SHADOW BOX



6'x8' FRENCH GOTHIC



6'x8' STOCKADE



6'x8' DOG EAR



42"x48"x8' FRENCH GOTHIC SPACED PICKET

SPLIT RAILS



POSTS
Treated Southern Yellow Pine


RAILS
Treated White Pine & Poplar



GATES
Treated Poplar

FENCE POSTS

SQUARE



CHAMFERED



FRENCH GOTHIC POINTED



FRENCH GOTHIC REGULAR



FENCE PANELS

PYRAMID TOP



FRENCH GOTHIC POINTED



GOTHIC NO-THROAT POINTED



FRENCH GOTHIC REGULAR



GOTHIC NO-THROAT REGULAR



DOG EAR





COLUMNS

FROM THE GROUND UP

STRONGER, FASTER, AND MORE BEAUTIFUL

Culpeper laminated timber columns offer the desirable appearance of traditional solid wood timbers without the associated cost and potential warping or splitting. Laminated timber columns are also lighter, easier to handle, and much less likely to twist and crack than traditional solid columns. Treated for ground contact, they can be used in place of fiberglass or aluminum columns for unrivaled strength and a beautiful, clean finish.

FEATURES AND BENEFITS

- Ready for immediate installation
- Paint, stain, or seal without delay
- Made from Southern Pine
- Sturdy and lightweight
- Limited warranty against damage from termites and fungal decay
- Greater load-carrying capacity than solid timbers
- Easier to install than solid timbers
- Less likely to twist
- Strength ratings outperform composite and PVC options
- Kiln dried after treatment
- Hollow core to hide connections and wiring
- End sealed with a hybrid emulsion product
- Treated to 0.15 retention for ground contact



MADE FROM CLEAR GRADE LUMBER

Unlike other brands, Culpeper columns are made exclusively from Clear Grade lumber for unmatched aesthetics.

CULPEPER 6x6 COLUMN PLUS

Culpeper square laminated timber columns are available in cross sections from 4x4 to 12x12. They are also available in two different styles of turned posts in 5" and 6" sizes.



SEE MORE OPTIONS

[CULPEPERWOOD.COM/COLUMNS](https://culpeperwood.com/columns)



PALMETTO PRIMED TRIM BOARDS

NO PRIMER NEEDED

READY TO PAINT, BUILT TO LAST

Culpeper palmetto primed trim boards are pressure treated and pre-primed with a high-quality, oil-based, exterior-grade primer from leading coatings manufacturer Sherwin-Williams. Each board is run through our state-of-the-art moulder to ensure consistent thickness and width. This process creates slightly eased edges on all four corners for a pristine refined trim board.



FEATURES AND BENEFITS

- Clear grade of lumber on two edges and one face with no wane
- Pressure treated ground contact with MCA
- Kiln dried after treatment (KDAT)
- Pre-primed with a high-quality oil-based exterior grade primer on all six sides
- Available in multiple widths and lengths
- Primed and preservative treated to save time and labor costs
- Less costly than cedar, redwood, fiber cement, or composite

APPLICATIONS

- Exterior Trim and Fascia
- Garage Door Liners
- Rake/Frieze Board
- Corner Boards
- Bellyband
- Drip Edge



GET MORE INFORMATION

[CULPEPERWOOD.COM/PALMETTO-PRIMED](https://culpeperwood.com/palmetto-primed)

PORCH FLOORING, T&G, CUSTOM MILLING



SEE ALL PROFILES

Check out the comprehensive list of profiles we offer.


[CULPEPERWOOD.COM/TONGUE-AND-GROOVE](https://culpeperwood.com/tongue-and-groove)

PORCH FLOORING


ELEVATE YOUR OUTDOOR ENTRANCE

Porches add comfort, distinction, and value to any home and act as a natural extension of the family living space. Culpeper porch flooring is a superior choice for enhancing this architectural icon.

All profiles available in: 2x4, 2x6, 2x8, 2x10



**1x4 T&G
PORCH FLOORING**




**1x4 T&G
PORCH FLOORING
W/ BEAD**




**5/4x4 T&G
PORCH FLOORING
W/ CROWN BEAD**

CULPEPER TONGUE AND GROOVE


Culpeper tongue and groove boards consist of a “tongue” on one side and the interlocking “groove” on the other for easy installation. The tongue and groove style is a popular choice for porches, covered patio ceilings, wallcoverings, and siding.




2x6 V ONE SIDE



2x6 SLOPPY V



2x6 SQUARE EDGE




2x6 V TWO SIDES

CUSTOM MILLING


Along with Culpeper porch flooring and Culpeper tongue & groove, we offer a full range of custom milled southern pine products.



1x6 V ONE SIDE




2x6 SHIPLAP



2x8 SLOPPY V



3x10 T&G



2x10 T&G

TONGUE & GROOVE
EDGE TYPES



MARINE & INDUSTRIAL DIVISION

ALL-WEATHER DURABILITY FOR THE TOUGHEST MARINE ENVIRONMENTS

The Culpeper Marine and Industrial Division offers a wide variety of CCA treated lumber, timbers, and pilings for EPA approved uses, as well as all hardware and accessories necessary to complete any marine project.

For centuries, wood has been used in constructing boardwalks, piers, marinas, seawalls, and docks. Culpeper CCA pressure treated marine products are engineered for building in water environments and can handle the toughest marine conditions in both brackish and saltwater applications.

While deck boards, railing systems, and any other part of the structure that is above the water line can be built with Culpeper MCA treated wood, the substructure for building in both brackish and saltwater requires hardy CCA marine treatments. For this reason, our marine treatments are available in CCA retention levels of .60, .80, 1.0, 1.5 and 2.5.



CCA DIMENSIONAL LUMBER

#2	2x4-2x12
#1	1x4-1x6
#1 PRIME	2x4, 2x6


CCA TIMBERS

#2	4x4-8x8 & 8x8 ROUGH
#1	4x4-6x6



LEARN MORE
[CULPEPERWOOD.COM/MARINE-DIVISION](https://culpeperwood.com/marine-division)

CCA TONGUE & GROOVE



2x10 S1S SQUARE EDGE (8"-20")

**Please Note: CCA treated wood is darker green in color than lumber treated with MCA.



3x10 S1S SQUARE EDGE (8"-20")

CCA PILING

Along with Culpeper porch flooring and Culpeper tongue & groove, we offer a full range of custom milled southern pine products. The possibilities are endless.

CCA PILING	
6" BUTT	12', 16'
8" BUTT	10', 12', 14', 16', 18', 20', 25'
9" BUTT	10', 12', 14', 16', 20', 25', 30'
10"	12', 14', 16', 20', 25', 30', 35'
12"	20'-35'
8" TOPS	20'-40'

TERMS

- **Pole:** Defined by its particular structural installation. If the pole is set with the butt (large end) in the ground, such as a utility pole or barn pole, it is referred to as a pole.
- **Piling:** Also defined by its structural installation, pilings are driven into the ground with the tip (small end) first.
- **Class B:** A minimum diameter of 12" up to 3' from the butt with an 8" tip.



ENDURE THE ELEMENTS
PROTECTION THAT LASTS

Our advanced treatments are built to endure the toughest conditions. Whether you need moisture protection, fire resistance, or enhanced strength, our treatments are safe, effective, and last a lifetime.

Culpeper is proud to partner with KOPPERS to supply you with the latest advancements in treated lumber. We treat with MCA, CCA, FlamePRO, and Borate.



LEARN MORE ABOUT CULPEPER TREATMENTS
CULPEPERWOOD.COM/TREATMENTS



CONTINUING EDUCATION
CULPEPER AIA COURSES

Culpeper is a proud certified provider for AIA Continuing Education. Through a partnership with Ron Blank & Associates, we are able to offer educational meetings to our dealers, staff, and associates.

The American Institute of Architects measures continuing education in learning units (LUs). One hour of continuing education equals one learning unit.



AIA CE REQUIREMENTS

- AIA members are required to complete 18 learning units every calendar year
- The due date for completion is December 31st every year
- Architects must take the HSW courses from a registered AIA CES provider

CULPEPER WEBINARS

Convenient and cost-free, webinars are a great way for your team to learn about Culpeper products. Contact Culpeper for custom-tailored webinars or check our website for our most current offerings.

VENTURE FURTHER
EXPLORE ONLINE

Discover our full range of high-quality products, treatments, and expert resources to help you plan your next project.



PROJECT PLANS, WARRANTIES, AND MORE
CULPEPERWOOD.COM/RESOURCES



VIRGINIA

CULPEPER, VA

15487 Braggs Corner Rd
P.O. Box 1148
Culpeper, VA 22701
Phone: 888.817.6215
Fax: 540.825.9162

FREDERICKSBURG, VA

10229 Tidewater Trail
Fredericksburg, VA 22408
Phone: 888.297.9663
Fax: 540.372.7841

BLACKSTONE, VA

2960 Cox Road
Blackstone, VA 23824

PENNSYLVANIA

LEOLA, PA

33 Glenola Drive
P.O. Box 567
Leola, PA 17540
Phone: 717.656.2811
Fax: 717.656.4906

NORTH CAROLINA

PLEASANT GARDEN, NC

1221 Thrower Rd
Pleasant Garden, NC 27313

ELIZABETH CITY, NC

899 Foreman Bundy Road
Elizabeth City, NC 27909
Phone: 252.264.2466

HENDERSON, NC

2760 Raleigh Road
Henderson, NC 27537
Phone: 800.289.3678

HIGH POINT, NC

3874 Bethel Drive
High Point, NC 27260
Phone: 336.854.9585

COLERIDGE, NC

4034 NC-22
Ramseur, NC 27316
Phone: 336.879.5691
Fax: 336.879.5740

COVE CITY, NC

11065 Old US Hwy 70 W
Cove City, NC 28523
Phone: 855.775.6280
Fax: 252.636.1401

ROANOKE RAPIDS, NC

2262 W. 10th St
Roanoke Rapids, NC 27870
Phone: 888.507.6070
Fax: 252.541.2840

SOUTH CAROLINA

ORANGEBURG, SC

860 Cannon Bridge Rd
P.O. Box 469
Orangenburg, SC 29116
Phone: 803.534.7467
Fax: 803.585.1367

BRANCHVILLE, SC

410 Dorange Rd
Branchville, SC 29432
Phone: 803.274.8075

COLUMBIA, SC

208 Flint Lake Rd
P.O. Box 23958
Columbia, SC 29223
Phone: 800.347.5033
Fax: 803.788.1782

ATHENS, NY

796 Schoharie Turnpike
Athens, NY 12015
Phone: 518.945.2600
Fax: 518.945.2662

MARYLAND

FEDERALSBURG, MD

2000 Industrial Park Rd
P.O. Box 298
Federalsburg, MD 21632
Phone: 866.490.3958
Fax: 410.754.0567

HEBRON, MD

8150 Old Railroad Road
Hebron, MD 21830
Phone: 410.543.0700

FRUITLAND, MD

28092 Old Eden Rd
Eden, MD 21822
Phone: 410.572.6880
Fax: 410.572.8863

SHELBYVILLE, IN

701 Mausoleum Rd
P.O. Box 260
Shelbyville, IN 46176
Phone: 800.222.7857
Fax: 800.398.4825

MASSACHUSETTS

LANCASTER, MA

840 Sterling Road
Lancaster, MA 01523
Phone: 978.366.7667
Fax: 978.366.4320

BELCHERTOWN, MA

201 Springfield Road
P.O. Box 802
Belchertown, MA 01007
Phone: 413.323.7811
Fax: 413.323.7840

SWEETWATER, TN

555 S. Main St.
Sweetwater, TN 37874
Phone: 423.561.6100
Fax: 865.551.6203

TENNESSEE



CULPEPER
LOCATIONS

NOTES

[illegible]This image shows a blank sheet of white paper with horizontal blue ruling lines. At the bottom of the page, there is a decorative graphic consisting of several light gray, stylized mountain peaks or hills. The lines are evenly spaced and extend across the width of the page. The mountain graphic is positioned along the bottom edge, with some peaks reaching slightly above the baseline of the ruled area.

PHONE
(888) 817 - 6215

EMAIL
SALES@CULPEPERWOOD.COM

MAILING ADDRESS
P.O. BOX 1148
CULPEPER, VA 22701

CULPEPERWOOD.COM

